

Boiler connection system "Regumat-130" DN 25



The Oventrop Quality Management System is certified to DIN-EN-ISO 9001

Technical information

Application:

The Oventrop boiler connection system "Regumat-130" – pump length 130 mm – for a time-, cost- and space-saving connection of the boiler to the pipework.

Advantages:

- pre-assembled connection system for pumps with a length of 130 mm
- high quality materials
- insulation supplied with each "Regumat"
- easy installation by use of tailpipe sets
- no hemp sealing
- supply and return can be changed on site

Choice of the "Regumat-130" systems:

The "Regumat-130" is available as standard model "Regumat S-130" and alternatively with adjustable differential pressure relief device and/or mixing valve with presettable bypass and actuator or manual operation.



	Model <u>without</u> mixing valve		Model <u>with</u> mixing valve					
	"Regumat S-130"	"Regumat SB-130"	"Regumat M3-130"	"Regumat M3B-130"	"Regumat M3H-130"	"Regumat M4-130"	"Regumat M4B-130"	"Regumat M4H-130"
Isolation device (without differential pressure relief device)	X		X		X	X		X
Isolation device with adjustable differential pressure relief device		X		X			X	
Check valve	X	X	X	X	X	X	X	X
Three-way mixing valve with actuator (suitable for the standard boiler regulations)			X	X				
Hand-operated three-way mixing valve					X			
Four-way mixing valve with actuator (suitable for the standard boiler regulations)						X	X	
Hand-operated four-way mixing valve								X
Distance piece	X	X						
Insulation	X	X	X	X	X	X	X	X

Tender specification: “Regumat S-130” DN 25

Product assembly for the connection of the boiler to the pipework.

Consisting of: Isolation device with 2 ball valves for the isolation of the heating circuit and 2 thermometers integrated in the handles for flow and return temperature display. Flanged pipe with check valve in the return pipe to avoid any gravity circulation. Insulation with interchangeable plugs in red and blue for change of supply and return pipe.

Ball valves: Body and stem made of brass with double O-ring seal.
Hard chrome plated brass balls, PTFE seats, brass collar nuts.
Thermometers integrated in the handles, with indication of open or shut position

Connection: To boiler and to heating circuit 1½” male thread with collar nuts for tailpipe sets, flat sealing.

Size: DN 25

Max. working temperature: 110°C

Max. working pressure: 10 bar

Temperature range: 20°C – 120°C

Opening pressure of the check valve: 20 mbar

$k_v = 7.4$

Pump connection: for pumps with 1½” male thread, pump length 130 mm

Distance between supply and return pipe: 125 mm

Note: On delivery, components are loosely connected and the supply pipe is on the right hand side.

If required, the supply and the return pipe can be changed on site (see installation instructions).

Tender specification: “Regumat SB-130” DN 25

Product assembly for the connection of the boiler to the pipework.

Consisting of: Isolation device with 2 ball valves for the isolation of the heating circuit, an integrated differential pressure relief device for infinite adjustment of the nominal value and 2 thermometers integrated in the handles for flow and return temperature display. Flanged pipe with check valve in the return pipe to avoid any gravity circulation. Insulation with interchangeable plugs in red and blue for change of supply and return pipe.

Ball valves: Body and stem made of brass with double O-ring seal.
Hard chrome plated brass balls, PTFE seats, brass collar nuts.
Thermometers integrated in the handles, with indication of open or shut position

Differential pressure relief device: Body and bonnet made of brass, stainless steel spring, washer and ring gaskets made of EPDM.

Connection: To boiler and to heating circuit 1½” male thread with collar nuts for tailpipe sets, flat sealing.

Size: DN 25

Max. working temperature: 110°C

Max. working pressure: 10 bar

Temperature range: 20°C – 120°C

Opening pressure of the check valve: 20 mbar

Control range of differential pressure relief device: 50-400 mbar

$k_v = 7.4$ with closed differential pressure relief device

Pump connection: for pumps with 1½” male thread, pump length 130 mm

Distance between supply and return pipe: 125 mm

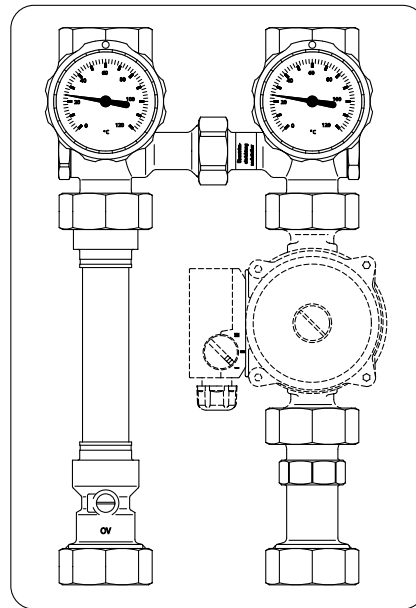
Note: On delivery, components are loosely connected and the supply pipe is on the right hand side.

If required, the supply and the return pipe can be changed on site (see installation instructions).

Function:

Regarding the supply pipe, the “Regumat S-130” consists of an isolation device with thermometers integrated in the handles to shut off of the heating circuit and a distance piece for length compensation. If required, the “Regumat” may subsequently be equipped with a differential pressure relief insert.

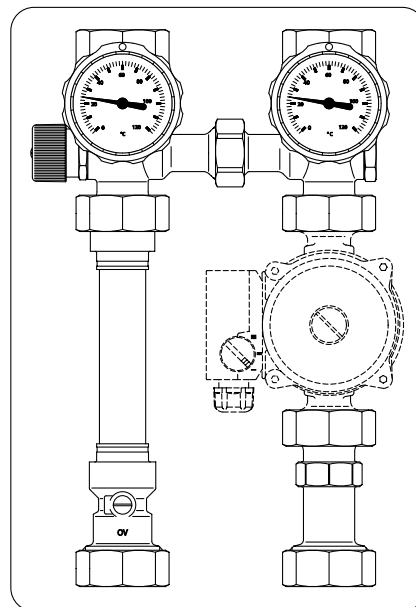
The check valve is integrated in the return pipe and avoids any gravity circulation.



“Regumat S-130“

Function:

The “Regumat SB-130” has the same design and function as the “Regumat S-130”. It is additionally equipped with a differential pressure relief device which is infinitely adjustable between 50 and 400 mbar. The differential pressure in the connected pipework is limited to the set value.



“Regumat SB-130“

Tender specification: "Regumat M3-130" DN 25

Product assembly for the connection of the boiler to the pipework.

Consisting of: Isolation device with 2 ball valves for the isolation of the heating circuit and 2 thermometers integrated in the handles for flow and return temperature display. Flanged pipe with check valve in the return pipe to avoid any gravity circulation. With three-way mixing valve with presettable bypass and mounted actuator for flow temperature control. Insulation with interchangeable plugs in red and blue for change of supply and return pipe.

Ball valves: Body and stem made of brass with double O-ring seal.
Hard chrome plated brass balls, PTFE seats, brass collar nuts.
Thermometers integrated in the handles, with indication of open and shut position.

Three-way mixing valve: Made of brass, with presettable bypass, shaft of mixing valve with double O-ring seal.

Connection: To boiler and heating circuit 1½" male thread with collar nut for tailpipe sets, flat sealing.

Size: DN 25

Max. working temperature: 110°C

Max. working pressure: 10 bar

Temperature range: 20°C – 120°C

Opening pressure of the check valve: 20 mbar

$k_v = 4.3$

Pump connection: for pumps with 1½" male thread, pump length 130 mm

Actuator: Voltage 230 V
Operating time for a 90° angle: 2 min.
Cable 2.2 m long

Distance between supply and return pipe: 125 mm

Note: On delivery, components are loosely connected and the supply pipe is on the right hand side.

If required, the supply and the return pipe can be changed on site (see installation instructions).

Tender specification: "Regumat M3B-130" DN 25

Product assembly for the connection of the boiler to the pipework.

Consisting of: Isolation device with 2 ball valves for the isolation of the heating circuit, an integrated differential pressure relief device for infinite adjustment of the nominal value and 2 thermometers integrated in the handles for flow and return temperature display. Flanged pipe with check valve in the return pipe to avoid any gravity circulation. With three-way mixing valve with presettable bypass and mounted actuator for flow temperature control. Insulation with interchangeable plugs in red and blue for change of supply and return pipe.

Ball valves: Body and stem made of brass with double O-ring seal.
Hard chrome plated brass balls, PTFE seats, brass collar nuts.
Thermometers integrated in the handles, with indication of open and shut position.

Three-way mixing valve: Made of brass, with presettable bypass, shaft of mixing valve with double O-ring seal.

Connection: To boiler and heating circuit 1½" male thread with collar nut for tailpipe sets, flat sealing.

Size: DN 25

Max. working temperature: 110°C

Max. working pressure: 10 bar

Temperature range: 20°C – 120°C

Opening pressure of the check valve: 20 mbar

Control range of differential pressure relief device: 50-400 mbar

$k_v = 4.3$ with closed differential pressure relief device

Pump connection: for pumps with 1½" male thread, pump length 130 mm

Actuator: Voltage 230 V
Operating time for a 90° angle: 2 min.
Cable 2.2 m long

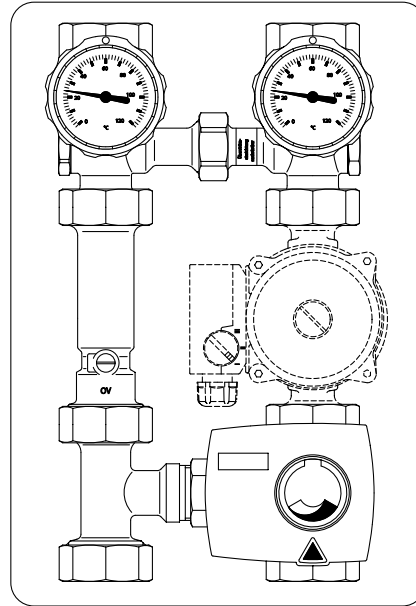
Distance between supply and return pipe: 125 mm

Note: On delivery, components are loosely connected and the supply pipe is on the right hand side.

If required, the supply and the return pipe can be changed on site (see installation instructions).

Function:

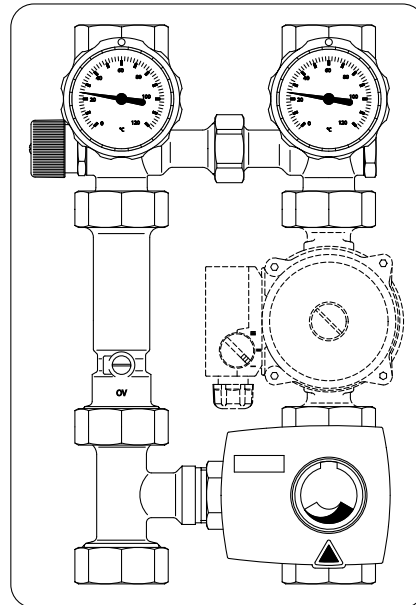
The "Regumat M3-130" has the same design and function as the "Regumat S-130". It is additionally equipped with a three-way mixing valve and an actuator. The three-way mixing valve serves to regulate the flow temperature and has a manually presettable bypass. A manually set return flow share can be added to the supply pipe via this bypass in order to reduce the flow temperature of a surface heating e.g.



"Regumat M3-130"

Function:

The "Regumat M3B-130" has the same design and function as the "Regumat M3-130". It is additionally equipped with a differential pressure relief device which is infinitely adjustable between 50 and 400 mbar. The differential pressure in the connected pipework is limited to the set value.



"Regumat M3B-130"

Tender specification: "Regumat M3H-130" DN 25

Product assembly for the connection of the boiler to the pipework.

Consisting of: Isolation device with 2 ball valves for the isolation of the heating circuit and 2 thermometers integrated in the handles for flow and return temperature display. Flanged pipe with check valve in the return pipe to avoid any gravity circulation. With hand-operated three-way mixing valve with presettable bypass for flow temperature control. Insulation with interchangeable plugs in red and blue for change of supply and return pipe.

Ball valves: Body and stem made of brass with double O-ring seal.
Hard chrome plated brass balls, PTFE seats, brass collar nuts.
Thermometers integrated in the handles, with indication of open and shut position.

Three-way mixing valve: Made of brass, with presettable bypass, shaft of mixing valve with double O-ring seal.

Connection: To boiler and heating circuit 1½" male thread with collar nut for tailpipe sets, flat sealing.

Size: DN 25

Max. working temperature: 110°C

Max. working pressure: 10 bar

Temperature range: 20°C – 120°C

Opening pressure of the check valve: 20 mbar

$k_v = 4.3$

Pump connection: for pumps with 1½" male thread, pump length 130 mm

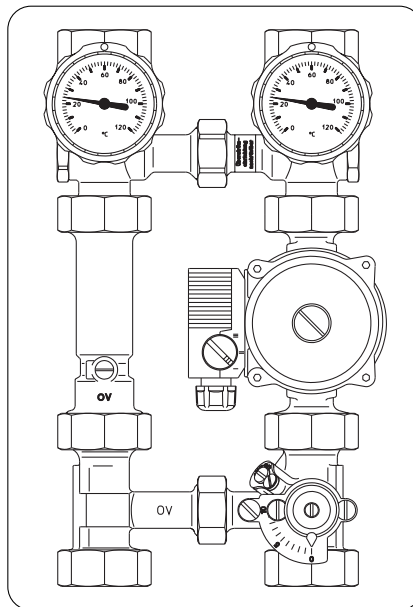
Distance between supply and return pipe: 125 mm

Note: On delivery, components are loosely connected and the supply pipe is on the right hand side.

If required, the supply and the return pipe can be changed on site (see installation instructions).

Function:

The "Regumat M3H-130" as the same design and function as the "Regumat M3-130" without actuator. The three-way mixing valve is hand-operated.



"Regumat M3H-130"

Tender specification: "Regumat M4-130" DN 25

Product assembly for the connection of the boiler to the pipework.

Consisting of: Isolation device with 2 ball valves for the isolation of the heating circuit and 2 thermometers integrated in the handles for flow and return temperature display. Flanged pipe with check valve in the return pipe to avoid any gravity circulation. With bronze four-way mixing valve with presettable bypass and mounted actuator for flow temperature control. Insulation with interchangeable plugs in red and blue for change of supply and return pipe.

Ball valves: Body and stem made of brass with double O-ring seal.
Hard chrome plated brass balls, PTFE seats, brass collar nuts.
Thermometers integrated in the handles, with indication of open and shut position.

Four-way mixing valve: With presettable bypass, body made of bronze, cover and regulating insert made of brass; shaft of mixing valve with double O-ring seal.

Connection: To boiler and heating circuit 1½" male thread with collar nut for tailpipe sets, flat sealing.

Size: DN 25

Max. working temperature: 110°C

Max. working pressure: 10 bar

Temperature range: 20°C – 120°C

Opening pressure of the check valve: 20 mbar

$k_v = 4.2$

Pump connection: for pumps with 1½" male thread, pump length 130 mm

Actuator: Voltage 230 V
Operating time for a 90° angle: 2 min.
Cable 2.2 m long

Distance between supply and return pipe: 125 mm

Note: On delivery, components are loosely connected and the supply pipe is on the right hand side.

If required, the supply and the return pipe can be changed on site (see installation instructions)

Tender specification: "Regumat M4B-130" DN 25

Product assembly for the connection of the boiler to the pipework.

Consisting of: Isolation device with 2 ball valves for the isolation of the heating circuit, an integrated differential pressure relief device for infinite adjustment of the nominal value and 2 thermometers integrated in the handles for flow and return temperature display. Flanged pipe with check valve in the return pipe to avoid any gravity circulation. With bronze four-way mixing valve with presettable bypass and mounted actuator for flow temperature control. Insulation with interchangeable plugs in red and blue for change of supply and return pipe.

Ball valves: Body and stem made of brass with double O-ring seal.
Hard chrome plated brass balls, PTFE seats, brass collar nuts.
Thermometers integrated in the handles, with indication of open and shut position.

Four-way mixing valve: With presettable bypass, body made of bronze, cover and regulating insert made of brass; shaft of mixing valve with double O-ring seal.

Connection: To boiler and heating circuit 1½" male thread with collar nut for tailpipe sets, flat sealing.

Size: DN 25

Max. working temperature: 110°C

Max. working pressure: 10 bar

Temperature range: 20°C – 120°C

Opening pressure of the check valve: 20 mbar

Control range of differential pressure relief device: 50-400 mbar

$k_v = 4.2$ with closed differential pressure relief device

Pump connection: for pumps with 1½" male thread, pump length 130 mm

Actuator: Voltage 230 V
Operating time for a 90° angle: 2 min.
Cable 2.2 m long

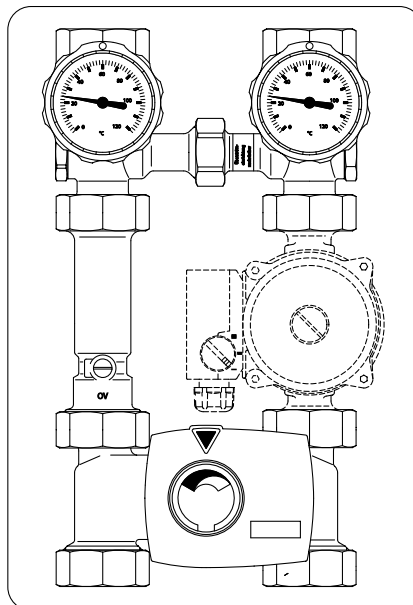
Distance between supply and return pipe: 125 mm

Note: On delivery, components are loosely connected and the supply pipe is on the right hand side.

If required, the supply and the return pipe can be changed on site (see installation instructions).

Function:

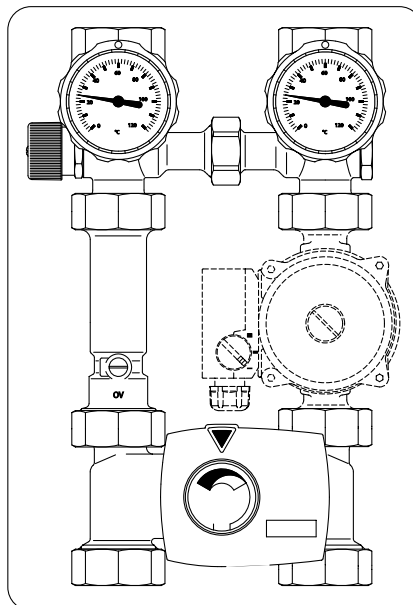
The "Regumat M4-130" has the same design and function as the "Regumat S-130". It is additionally equipped with a bronze four-way mixing and an actuator. The four-way mixing valve serves to regulate the flow temperature. The return temperature of the boiler is increased at the same time. The bypass integrated in the mixing valve serves to regulate the flow temperature in systems with a high boiler temperature and a low flow temperature (e.g. surface heating systems). This bypass constantly adds return water to the supply pipe.



"Regumat M4-130"

Function:

The "Regumat M4B-130" has the same design and function as the "Regumat M4-130". It is additionally equipped with a differential pressure relief device which is infinitely adjustable between 50 and 400 mbar. The differential pressure in the connected pipework is limited to the set value.



"Regumat M4B-130"

Tender specification: “Regumat M4H-130” DN 25

Product assembly for the connection of the boiler to the pipework.

Consisting of: Isolation device with 2 ball valves for the isolation of the heating circuit and 2 thermometers integrated in the handles for flow and return temperature display. Flanged pipe with check valve in the return pipe to avoid any gravity circulation. With hand-operated bronze four-way mixing valve with presettable bypass for flow temperature control. Insulation with interchangeable plugs in red and blue for change of supply and return pipe.

Ball valves: Body and stem made of brass with double O-ring seal.
Hard chrome plated brass balls, PTFE seats, brass collar nuts.
Thermometers integrated in the handles, with indication of open and shut position.

Four-way mixing valve: With presettable bypass, body made of bronze, cover and regulating insert made of brass; shaft of mixing valve with double O-ring seal.

Connection: To boiler and heating circuit 1½” male thread with collar nut for tailpipe sets, flat sealing.

Size: DN 25

Max. working temperature: 110°C

Max. working pressure: 10 bar

Temperature range: 20°C – 120°C

Opening pressure of the check valve: 20 mbar

k_v = 4.2

Pump connection: for pumps with 1½” male thread, pump length 130 mm

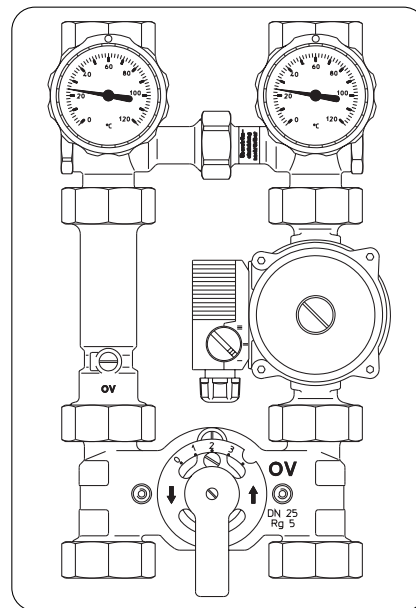
Distance between supply and return pipe: 125 mm

Note: On delivery, components are loosely connected and the supply pipe is on the right hand side.

If required, the supply and the return pipe can be changed on site (see installation instructions).

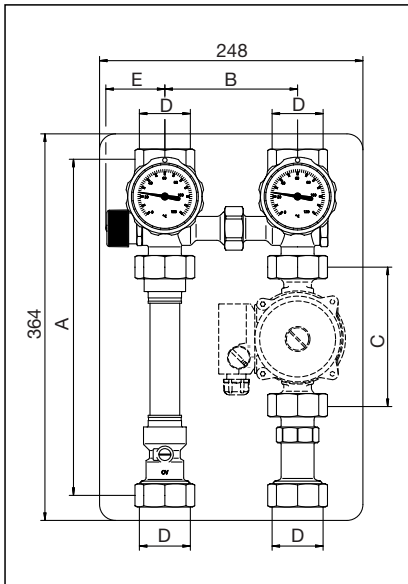
Function:

The “Regumat M4H-130” has the same design and function as the “Regumat M4-130” without actuator. The four-way mixing valve is hand-operated.

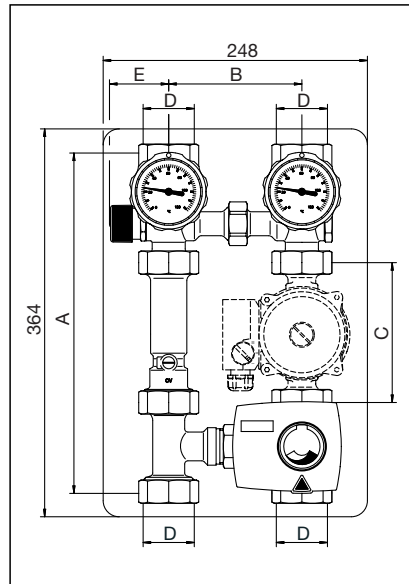


”Regumat M4H-130“

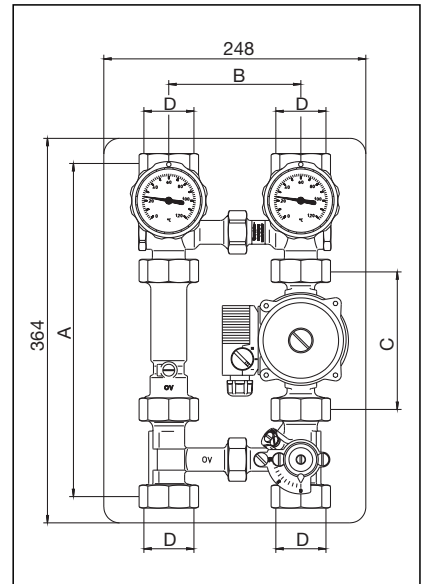
Dimensions "Regumat-130":



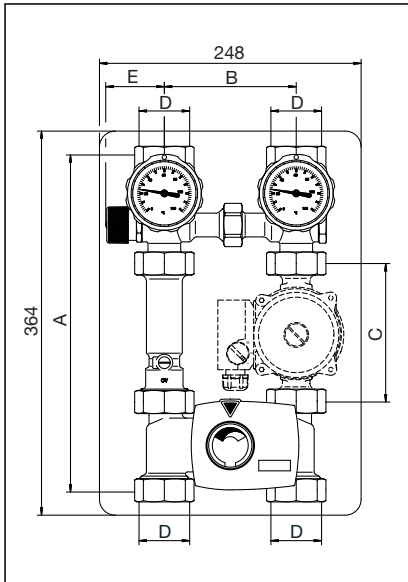
"Regumat SB-130"



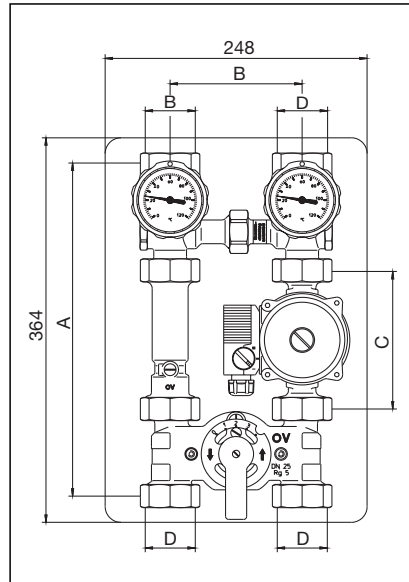
"Regumat M3B-130"



"Regumat M3H-130"



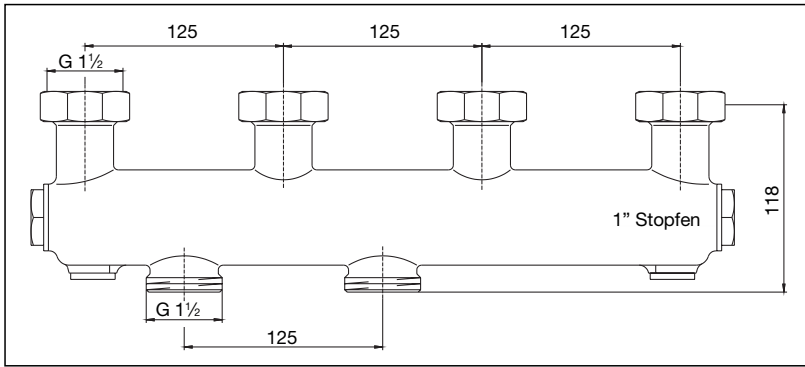
"Regumat M4B-130"



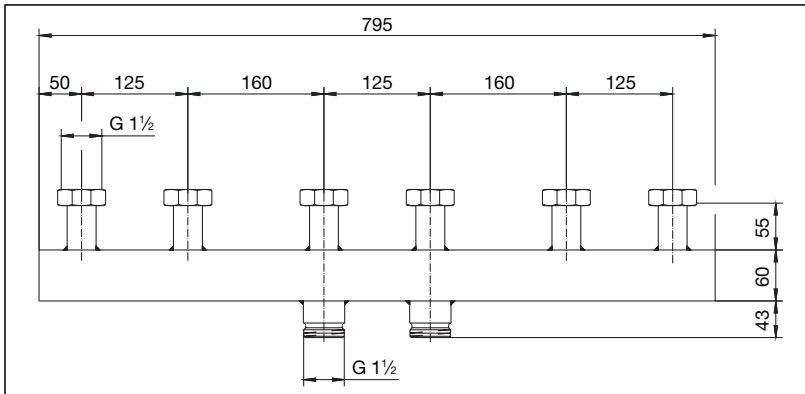
"Regumat M4H-130"

A	B	C	D	E	Tailpipe sets
312	125	130	1½"	max. 58	Solder tailpipes Ø 28 mm Female threaded tailpipes 1" Weldable tailpipes 1"

Dimensions distributors:

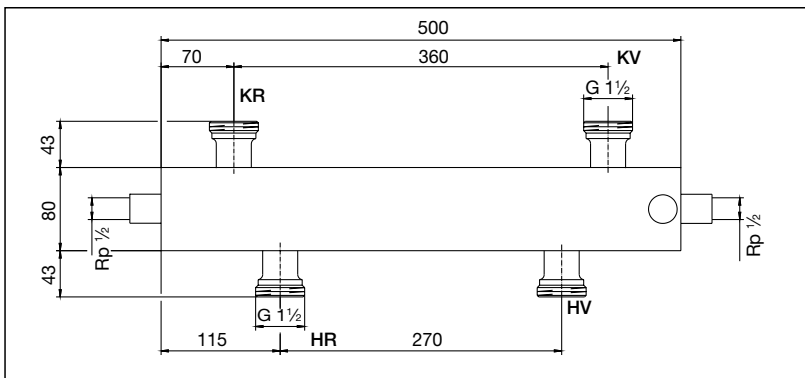


for the connection of two "Regumat"



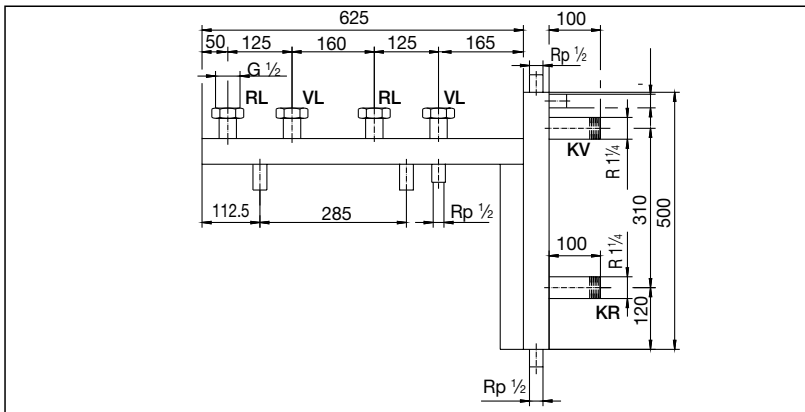
for the connection of three "Regumat"

Hydronic header DN 25



for hydronic decoupling of heating and boiler circuit.
For use with gross calorific boilers, with insulation and wall bracket.
1 1/2" male threaded connection, flat sealing, with approx. flow rate of 4 m²/h.

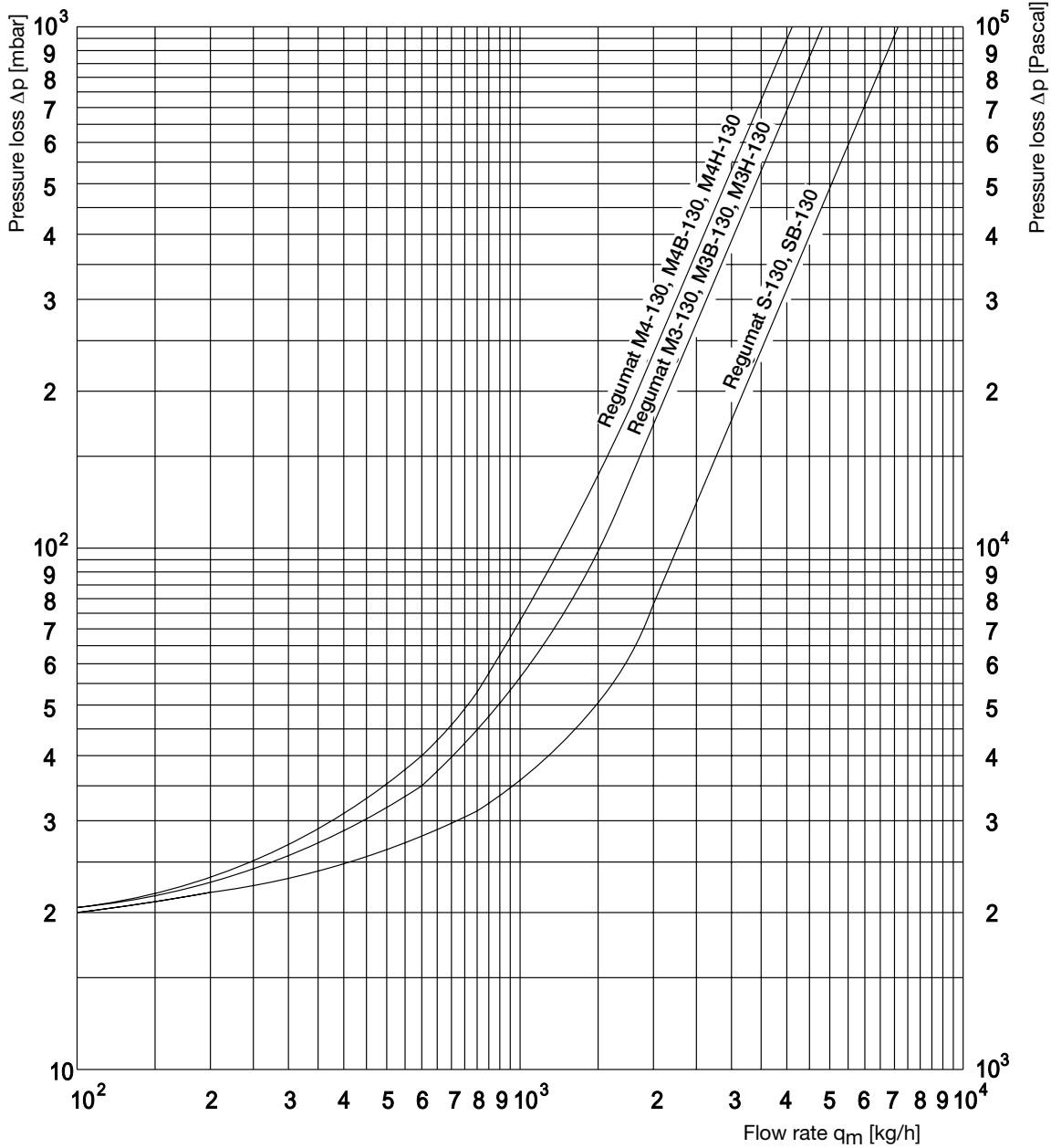
Hydronic UNIT DN 25



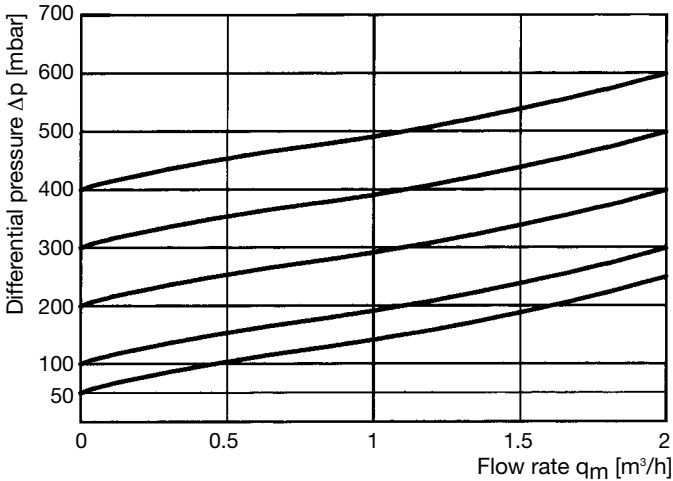
Hydronic unit with welded on distributor for two heating circuits.
Distance: 125 mm with 1 1/2" collar nut, flat sealing
Lateral connection (right hand side connection):
Distance: 310 mm with 1 1/2" male thread
flat sealing, with insulation and wall bracket, approx. flow rate 3.5 m²/h.
Model for left hand side connection and for three to five heating circuits
as well as a flow rate of up to 7 m²/h on demand.

Flow chart “Regumat-130”:

Regarding the models with mixing valve (M3-130, M3B-130, M3H-130, M4-130, M4B-130 and M4H-130), the mixing valve is completely opened.



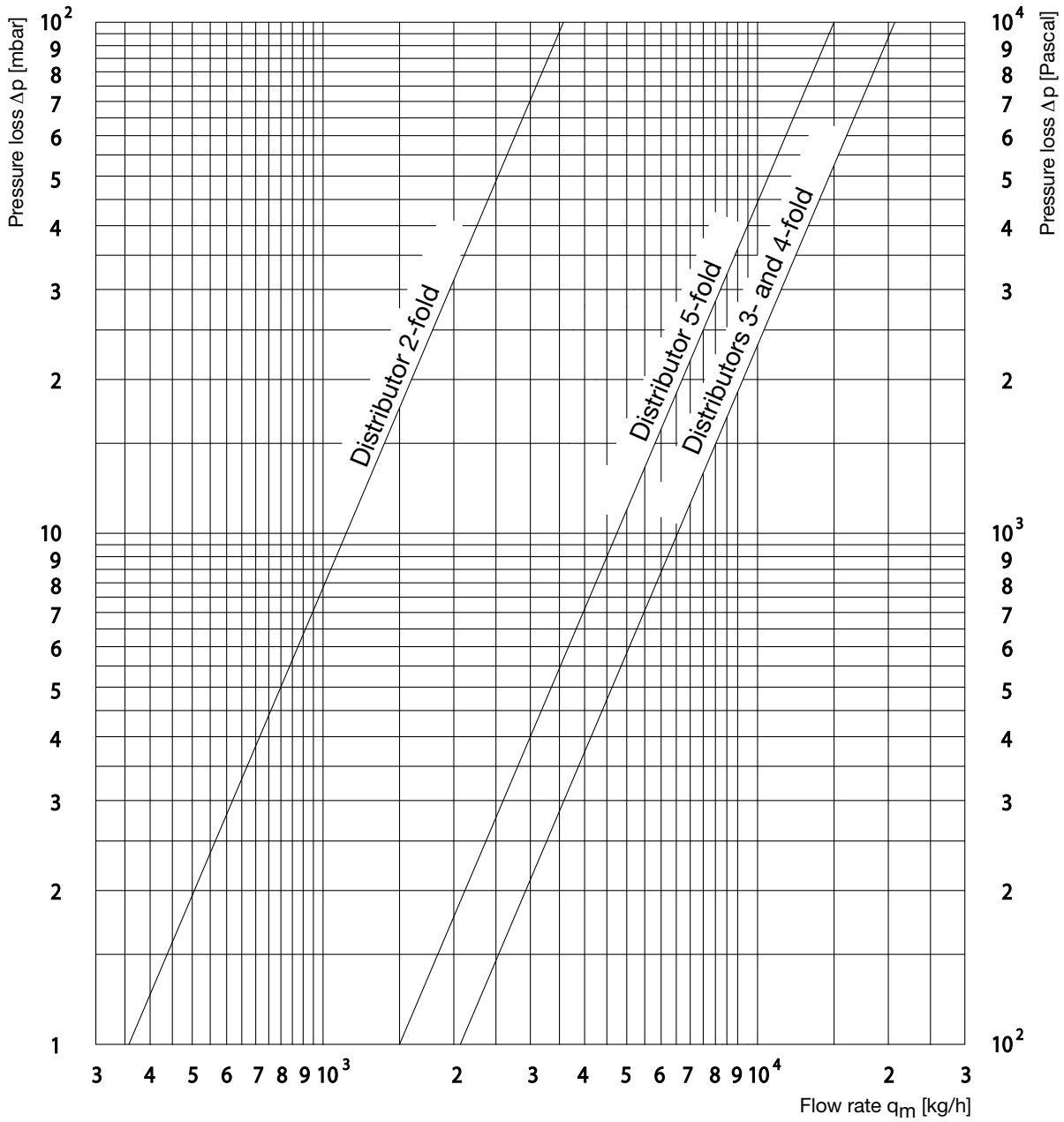
Flow chart differential pressure relief device:



Wall bracket:

For mounting the “Regumat” DN 25 onto the wall, a wall bracket, item no. 135 20 96, is available.

Flow chart distributors:



Subject to technical modification without notice.
Product range 6
ti 137-1/10/MW
Ausgabe 2005

F. W. OVENTROP GmbH & Co. KG
Paul-Oventrop-Straße 1
D-59939 Olsberg
Telephone (02962) 82-0
Telefax (02962) 82-450
Internet www.owntrop.de
E-Mail mail@owntrop.de

OVENTROP UK LTD.
Unit 1 – The Loddon Centre
Wade Road
Basingstoke, Hampshire RG24 8FL
Telephone (01256) 330441
Telefax (Sales) (01256) 330525
Telefax (General) (01256) 470970
E-Mail sales@owntrop.co.uk